

UFP
EDGE[®]

Siding. Pattern. Trim.





Thermally Modified Wood Collection | BLACK FOREST



Timeless Shiplap | GRANITE GRAY



Native Woods Shiplap | ALPINE

CONTENTS



Page 2

Thermally Modified
Wood Collection



Page 4

Native Woods
Shiplap



Page 6

Rustic Collection
Shiplap



Page 8

Charred Wood
Shiplap



Page 10

Timeless
Nickel Gap Shiplap



Page 12

Premium Profiled
Pattern and Siding



Page 14

Primed
Trim & Fascia



THERMALLY MODIFIED WOOD COLLECTION

Thermally Modified Wood Collection is wood cladding of the future. The all-natural thermal modification process creates a wood siding with exceptional beauty and remarkable stability. This process makes the wood less vulnerable to shrinking and seasonal expansion and contraction. What's more, it resists rot for long-term performance.

- Naturally treated for exterior use
- Rot resistant
- T&G profile and end-matched for fast install and less waste



NATURAL



GLACIER



BIG SKY




LOST TRAIL



BACK COUNTRY



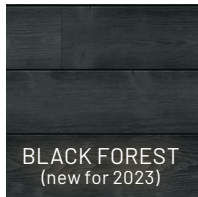
VG HEMLOCK



TIMBER RIDGE



WOOD SMOKE



BLACK FOREST
(new for 2023)

Available in 1x6, 1x8
Lengths: 10-16 ft.
Pattern: Interlocking T&G
End-matched
Matching trim available.

WOOD SMOKE



NATURAL & GLACIER



BIG SKY





TIMBER RIDGE & NATURAL



NATIVE WOODS SHIPLAP

Bring nature's beauty home with Native Woods shiplap. This tongue-and-groove wood cladding will make a stunning impression on walls, ceilings and on select covered exterior applications like soffits and porch ceilings.

- Interlocking pattern requires fewer exposed fasteners
- Boards feature natural knots and grain with a smooth, prefinished surface
- End-matched requires fewer cuts



Available in 1x6
 Lengths: 10-16 ft.
 Pattern: Interlocking T&G
 End-matched
 Matching 1x4 trim available.



SADDLE



ARCTIC MIST



NIGHTFALL



WHISKEY BARREL



WHITE


RUSTIC COLLECTION SHIPLAP

The Rustic Collection is perfect for your next reclaimed wood project. It's new lumber that has been distressed, primed and painted to have the authentic look and texture of vintage rustic barn wood.

- Rough sawn textured surface
- Natural and pre-painted options
- Easy to install on walls and ceilings



GRAY




DARK BROWN




WHITE



CHARCOAL



LIGHT BROWN



NATURAL

Available in 1x6 & 1x8 shiplap | 1x4 trim



CHARCOAL



GRAY



DARK BROWN




LIGHT BROWN



CHARRED WOOD SHIPLAP

Charred Wood lumber has been carefully burnt to highlight and enhance its natural beauty. The contrast of its charred surface and distinct wood grain distinguishes it from any other.


- Shou-sugi-ban inspired charred surface
- Great for interior walls and ceilings
- Easy to transport multi-pack kits



NATURAL



CANYON



ASH



SMOKE

Available in 1x6 shiplap | 1x4 trim



ASH

SMOKE



CANYON



NATURAL



SMOKE





FARMHOUSE WHITE

TIMELESS NICKEL GAP SHIPLAP

Add a classic, clean look to interior walls and ceilings with the sleek lines of Timeless nickel gap shiplap. The lasting appeal of this ultra-smooth shiplap provides design, texture, and dimension to any room.

- Interlocking pattern requires fewer exposed fasteners
- Prepainted for faster project completion
- 1/8 inch nickel gap reveal.



Available in 1x4, 1x6, 1x8 shiplap | 1x4 trim
Lengths up to 8 feet | Primed or prepainted







SQUARE EDGE SHIPLAP

PREMIUM PROFILED PATTERN AND SIDING

Our premium pattern boards are simply the best in the market. We use only the highest-grade lumber available, free of wane and with only small, tight knots that highlight the warm characteristics of natural wood. We shape and mould it using processes that protect the integrity of the wood and the finished piece, including kiln drying to minimize swelling, warping and shrinkage.

- Manufactured to industry standards
- Kiln Dried After Treatment (KDAT) option
- Custom pattern and treatment options



LOG TO LOG



WP11 SHIPLAP



CHANNEL RUSTIC



WP4 TONGUE & GROOVE



105 DROP SIDING

PRIMED FOR GREAT PERFORMANCE

UFP-Edge sets the bar high for primed trim and fascia. You won't find a higher-quality primed product line on the market. Expect an expertly primed board on all six sides that's ready for long-term performance.

Advanced prefinishing equipment allows us to coat a variety of substrates with unique finishes for nearly any application. UFP-Edge primed products use low-VOC coatings to help reduce the impact on the environment. If you're looking for a great finish, start your project with UFP-Edge.

EXTRA PROTECTION WITH XTP

For ultimate protection, choose our new XTP (Exterior Topical Preservative) option. XTP is an additive that fortifies each board and safeguards against rot and termites. And for peace of mind, UFP-Edge primed trim and fascia with XTP is backed with a warranty against peeling, flaking, rot and termites.

XTP Features

- Factory primed and treated on all 6 sides
- Protects against rot and termites
- 20-year limited warranty






PREMIUM PRIMED

Premium Primed trim and fascia is made from knot-free, finger-jointed radiata pine (or SPF) and is available in a reversible profile (S1S2E). Both faces offer a unique textured appearance, creating an attractive exterior accent. Each board is primed and ready for a custom topcoat of exterior paint.

Features

- Clear or knotty (Radiata Pine or SPF)
- 1X, 5/4-in, 2X in a variety of widths up to 12 in.
- Variety of lengths up to 24 ft.
- Finger-jointed and edge-glued for superior stability
- Two-sided board surface: S1S2E (resawn or combed)
- Factory-applied coating enhanced with mildewcide
- Coated on all sides for ultimate protection



PRIMED SPF

Our Primed SPF trim and fascia boards start with J Grade and Appearance Grade SPF raw lumber, machined and primed to perform in virtually any weather condition. 1X and 2X boards are available in a variety of lengths and are primed and ready for a custom topcoat of exterior paint.

Features

- Knotty SPF wood is kiln dried and stable
- 1X, 5/4-in, 2X in a variety of widths up to 12 in.
- Variety of lengths up to 24 ft.
- Two-sided board surface: S1S2E (resawn or combed)
- Factory-applied coating enhanced with mildewcide
- Coated on all sides for ultimate protection
- Economical choice for interior/exterior fascia and trim
- 15-year warranty against peeling, flaking and chalking





For more product information, visit us at ufpEDGE.com or scan the QR code.

Show us your projects using #ufpEDGE



2801 East Beltline NE | Grand Rapids, MI 49525
Contact us at 844-529-5882

UFP Edge is a registered trademark of UFP Retail Solutions

©2023 UFP Industries, Inc. All rights reserved.

13758 08/23